

# 2020 Annual Report

Hope for Every Child, Healing for Every Family, Every Day.



## Shari's Note

"It is the board's role to support ECH as they envision the future of caring for children and families in our region. Our team entered the final phase of a successful capital campaign, allowing us to begin construction of the new William N. Dill Youth Development Center. This state-of-the-art facility is an exciting new chapter for our organization, and it's all possible because of generous supporters who believe in our mission." – Shari Smith, ECH Board President



## Mike's Note

"ECH has come through one of the most extraordinary years in our long history, and I'm proud to say we're stronger and more relevant than ever. We continued to provide crucial services to children and families throughout Missouri, always with the goals of strengthening the individual, the family, and the community." – Michael P. Brennan, President & CEO



## Mission Statement

Partnering with the community to assist children, youth and families in their unique pursuit of health and wholeness through quality, professional, and faithful services.

## 2020 HIGHLIGHTS

# 163

Years Serving  
the Community



Capital Campaign  
Raised

# 90%

of \$6 Million Goal

# 28%

Employees with  
10+ Years of Service

# 1,382

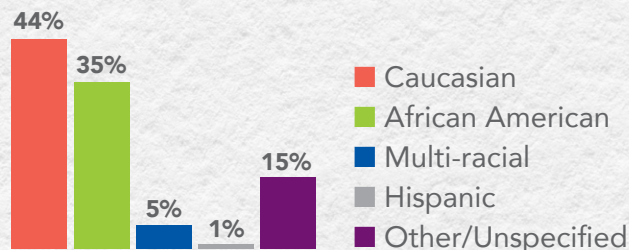
Clients served  
in 2020



# 54%

 Males

# 44%

 Females






## Residential Treatment

ECH's nationally-recognized residential treatment program is licensed to provide intensive, full-time care for young people ages six to 18. Youth receive individual, group, and family counseling as well as case management and psychiatric services. During their stay with us, they find a safe place to address their unique challenges and learn skills that can help them return to family and community life.

Children served.....	70
Average age of client.....	14.6
Average daily census .....	41.1
Average length of stay.....	186 days
Youth satisfaction score .....	3.97 (on 5 point scale)



[everychildshope.org](http://everychildshope.org)



## Steppingstone Transitional Living

The Steppingstone program is offered in Kansas City and St. Louis to walk alongside youth ages 16-21 as they navigate the crucial time between childhood and adulthood. Services are customized to each participant's needs and can include housing, life skills training, case management, mental health services, and medical coordination. Their time with us is designed to be a launchpad for a more successful future.

### STEPPINGSTONE KC

Children served.....	145
Average age of client.....	18.4
Average daily census .....	40.5
Average length of stay.....	125 days
Youth satisfaction score .....	4.1 (on 5 point scale)

### STEPPINGSTONE STL

Children served.....	57
Average age of client.....	18.5
Average daily census .....	31.4
Average length of stay.....	338 days
Youth satisfaction score .....	4.78 (on 5 point scale)





## Education Services

ECH's Educational Services are focused on individualized learning, starting with early childhood through graduation. The family-friendly environment at our Early Education Center gives children a strong educational start, starting at birth until they enter kindergarten. The ECH School welcomes students from throughout the St. Louis area who struggle in a traditional classroom as well as children who are a part of our Residential Treatment program.

### EARLY EDUCATION CENTER

Children served .....	59
Average age of students .....	3
Average daily enrollment.....	44.4
Students meet or exceed growth expectations.....	80.4%

### ECH SCHOOL

Children served .....	95
Average age of students .....	15
Average daily census .....	41.4
% of students who showed improvement between pre and post scores in at least 1 in 4 sub-test areas .....	100%



## Home and Community-Based Services

ECH's Home and Community-Based Services are available in St. Louis, Jefferson City, Union, and Poplar Bluff to assist families during their most difficult moments. Family Solutions for Kids is an in-home program that helps the whole family learn new ways to address problems and relate to one another. The Foster Care Case Management team works with families by providing them with the tools and support needed for a happy, healthy future. Outpatient Psychiatry offers access to crucial behavioral health services that are in otherwise short supply.

### FAMILY SOLUTIONS FOR KIDS

Families served .....	161
Average age of clients .....	12
Average length of service .....	89 days
Client satisfaction score.....	4.95

### FAMILY CASE MANAGEMENT – CENTRAL REGION

Families served .....	125
Average age of clients .....	9
Permanent families created .....	47

### FAMILY CASE MANAGEMENT – ST. LOUIS REGION

Families served .....	114
Average age of clients .....	10.2
Permanent families created .....	21

### OUTPATIENT PSYCHIATRY

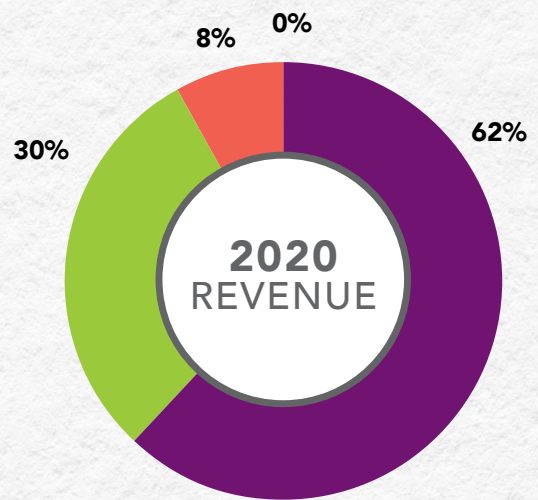
Families served .....	556
Average age of clients .....	13.9
Client satisfaction score.....	4.9
(on 5 point scale)	



# FINANCIALS

## 2020 REVENUE

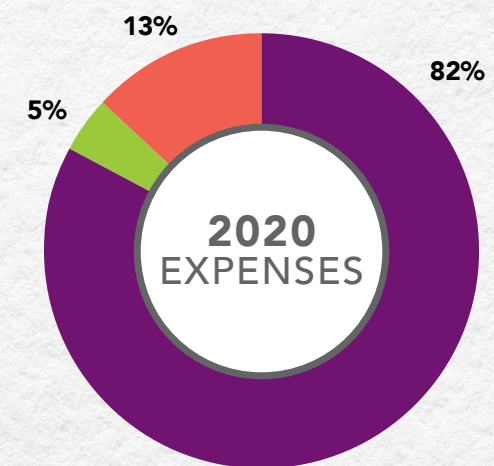
Contracted Service Fees	\$6,880,773	62%
Government Grants	\$3,308,959	30%
Operating Contributions	\$864,020	8%
Miscellaneous	\$25,406	0%
<b>Total Revenue</b>	<b>\$11,079,158</b>	<b>100%</b>



## 2020 EXPENSES

St. Louis Residential Program	\$3,976,452	
Kansas City Steppingstone	\$1,990,902	
St. Louis Steppingstone	\$1,476,713	
Outpatient Psychiatry	\$553,101	
Family Solutions for Kids	\$525,472	
Family Case Management Services	\$1,217,319	
Early Education Center	\$574,180	
ECH School	\$1,244,100	
<b>Total Program Expenses</b>	<b>\$11,558,239</b>	<b>82%</b>
<b>Total Fundraising Expenses</b>	<b>\$692,972</b>	<b>5%</b>
<b>Total Management and General Expenses</b>	<b>\$1,769,513</b>	<b>13%</b>
<b>Total Expenses</b>	<b>\$14,020,724</b>	<b>100%</b>

■ Contracted Service Fees
 ■ Contributions
 ■ Government Grants
 ■ Miscellaneous



■ Total Program Expenses
 ■ Total Fundraising Expenses
 ■ Total Management and General Expenses

Operating deficit	\$(2,941,566)
Investment Income	\$2,131,791
Capital Campaign Contributions	\$993,978
Agency surplus	\$184,203

Total Uncompensated Services	\$1,915,482
Donations to Reserve Fund	\$260,036
Capital Expenditures	\$58,793



[www.everychildshope.org](http://www.everychildshope.org)

## 2020 EMPLOYEE HIGHLIGHTS

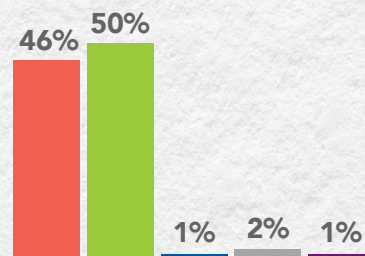
**207**

Employees Provided Service in 2020



**27% Males**

**73% Females**



**Employees at ECH**

■ Caucasian  
■ African American  
■ Multi-racial  
■ Hispanic  
■ Asian

**61%** of Employees Have a Bachelor's Degree or Higher

